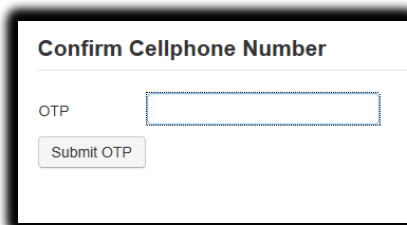


1) Register a profile on eHomeAffairs

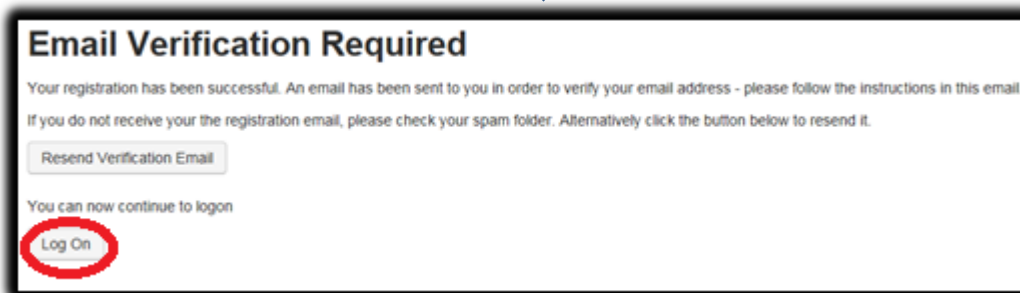
- Registering on eHomeAffairs consists of creating a profile with a secured password.
 - Complete your personal details
 - Create a password
 - Answer the security questions



2) Capture the received OTP (one time PIN) to confirm your cellphone number



3) Login to your profile



4) Capture the logon OTP (one time PIN) received via SMS

Log On

In order to complete the logon process, please capture the One Time Pin that was sent to the cellphone number ending with 0550 below.

One Time Pin (OTP):




5) Complete the application form

- The application form is for a Smart ID Card and/or Passport.
- You can capture and submit an application form for yourself or for a minor directly related to you, typically for a minor requiring a Passport for travelling purposes.
- All fields highlighted in red are mandatory and must be completed.

New Application

Application History



home affairs
Diyosi Lomax
Izindaba / IDPS
REPUBLIC OF SOUTH AFRICA

INFORMATION TO CREATE YOUR PERSONAL ID / PASSPORT APPLICATION

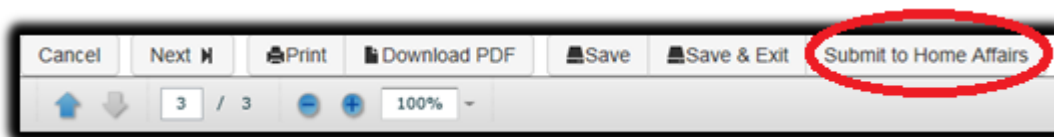
Application Wizard

Please indicate the type of application that you wish to apply for:

Identity Document Application	Y	<input type="checkbox"/>	N	<input type="checkbox"/>
Travel Documents Application	Y	<input type="checkbox"/>	N	<input type="checkbox"/>

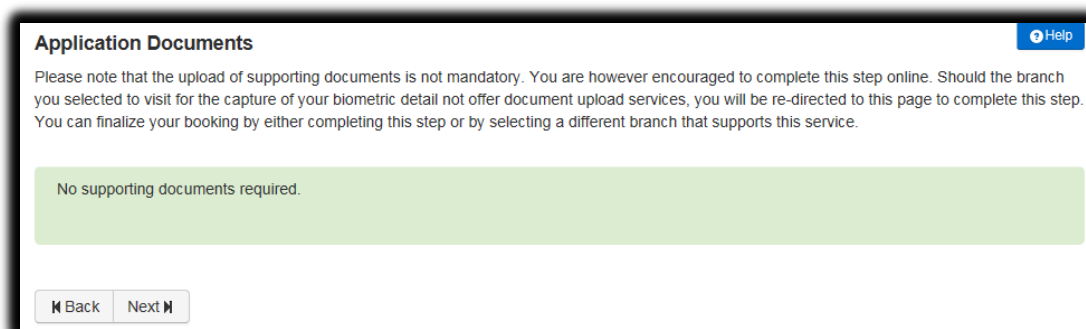


6) Submit the completed application by selecting 'Submit to Home Affairs'



7) Upload supporting documents if applicable

- Required supporting documents will be listed.
- Please note that originals will be required to be presented at the branch office



8) Make the online payment

- Capture your banking details.
- Please note that submitting a payment on eHomeAffairs is only an instruction to your bank.
- In order to complete the payments process you need to logon to your internet banking to authorise the payment.
- A payment authorisation process guide can be requested from your bank.
- Once the payment has been authorised, please note that bank payment verification process must take place and may take a few minutes.

Items due for payment:		
Payment Type	Amount	Reason (if applicable)
Tourist passport (32 Pages)	R 400.00	

Please enter banking details below in order to process payment.

Banking Details

*Bank

*Bank Access Number

*Account Number

*Account Type

Payment Amount
R 400.00



9) Make a Booking at a Home Affairs enabled Bank office

- Please note that digital biometrics can be captured at any Home Affairs office or at a Home Affairs enabled Bank office, for which a booking is a prerequisite.
- You do not need to make a booking to provide your biometrics at any of the Home Affairs offices.

Booking Information

Only certain branches cater for priority bookings. Please note that you can however visit any Home Affairs office that is convenient for you, in order for your biometrics to be captured.

Please select one of the following:

- Make a Booking
- Visit my nearest Branch - No Booking



10) Print your Confirmation Letter

- The barcoded confirmation Letter as well as your ID Book (if available) is required to be taken when going to the branch

Application / Booking Confirmation

[Download Confirmation](#)